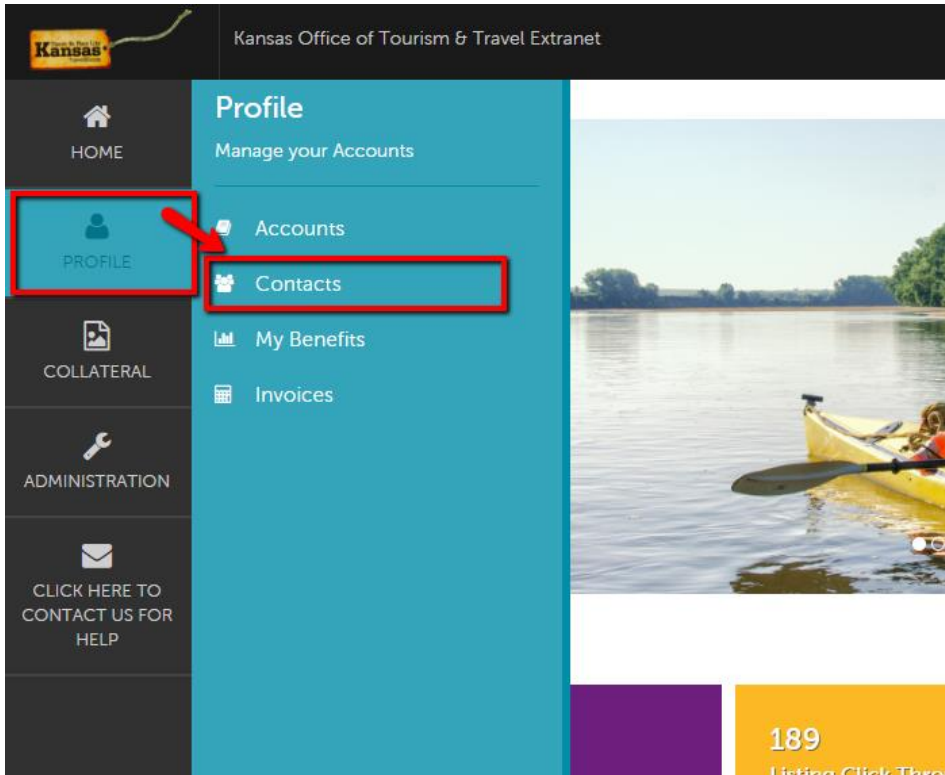


Subscribe to TravelTalk (Industry Newsletters & Communication)

You can easily ensure you are receiving the latest industry news and communication right from your Extranet account.

1. Click on **Profile** in your account.
2. Click **Contacts** to see all contacts.




You can FILTER contacts to find yourself & your team:

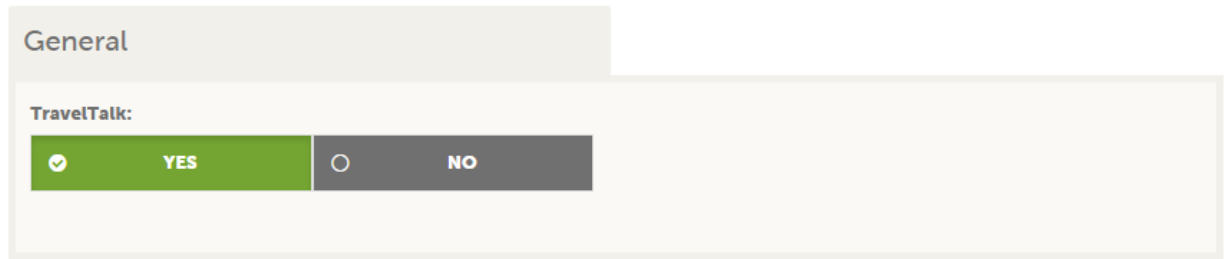
Contacts

Filters (0) Manage Filters

Account is one of: Contact Type is one of:

3. Click **Edit**  to edit the contact wanting the subscription.

- Once in the contact information, scroll all the way to the bottom and select yes or no in the **General section**.



The image shows a screenshot of a contact form's 'General' section. The section is titled 'General' and contains a 'TravelTalk' toggle. The toggle has two options: 'YES' and 'NO'. The 'YES' option is selected, indicated by a checkmark icon and a green background. The 'NO' option is unselected, indicated by a radio button icon and a grey background.

- Once selected, click **Save** in the upper left corner.